

Scaled data based on original data using
LM-79-08 Approved Method: Electrical and Photometric Measurements of Solid-
State Lighting Products

Test Report Prepared for
Cooper Lighting Solutions
(formerly Eaton)

Brand: STREETWORKS

Report Number: P457466

Luminaire Tested: **GLAN-SA8D-740-U-T4FT**

Issue Date: 1/4/2021

Test Information

Test Method: LM-79-08
Report Number: P457466
TEST IS SCALED FROM IESNA LM-79-08 TEST DATA (G3-2011-042-28)
Test Lab: INNOVATION CENTER
Issue Date: 1/4/2021
Manufacturer: COOPER LIGHTING SOLUTIONS (FORMERLY EATON)
Product Line: STREETWORKS
Catalog Number: GLAN-SA8D-740-U-T4FT
Description: GALLEON AREA AND ROADWAY LUMINAIRE
(8) 70 CRI, 4000K, 1200mA LIGHTSQUARES WITH 16 LEDS EACH AND TYPE IV FORWARD THROW OPTICS
Light Source: -
Ballast/Driver: ELECTRONIC DRIVER

Summary

Lumens per Lamp: N/A
Luminaire Lumens: 62330 lumens
Efficiency: N/A
Efficacy: 126.4 lumens/watt
Luminous Opening: Rectangular (W 1.5' x L: 1.5' x H: 0')
IES Classification: Type IV - Short
BUG Rating: B4 - U0 - G5

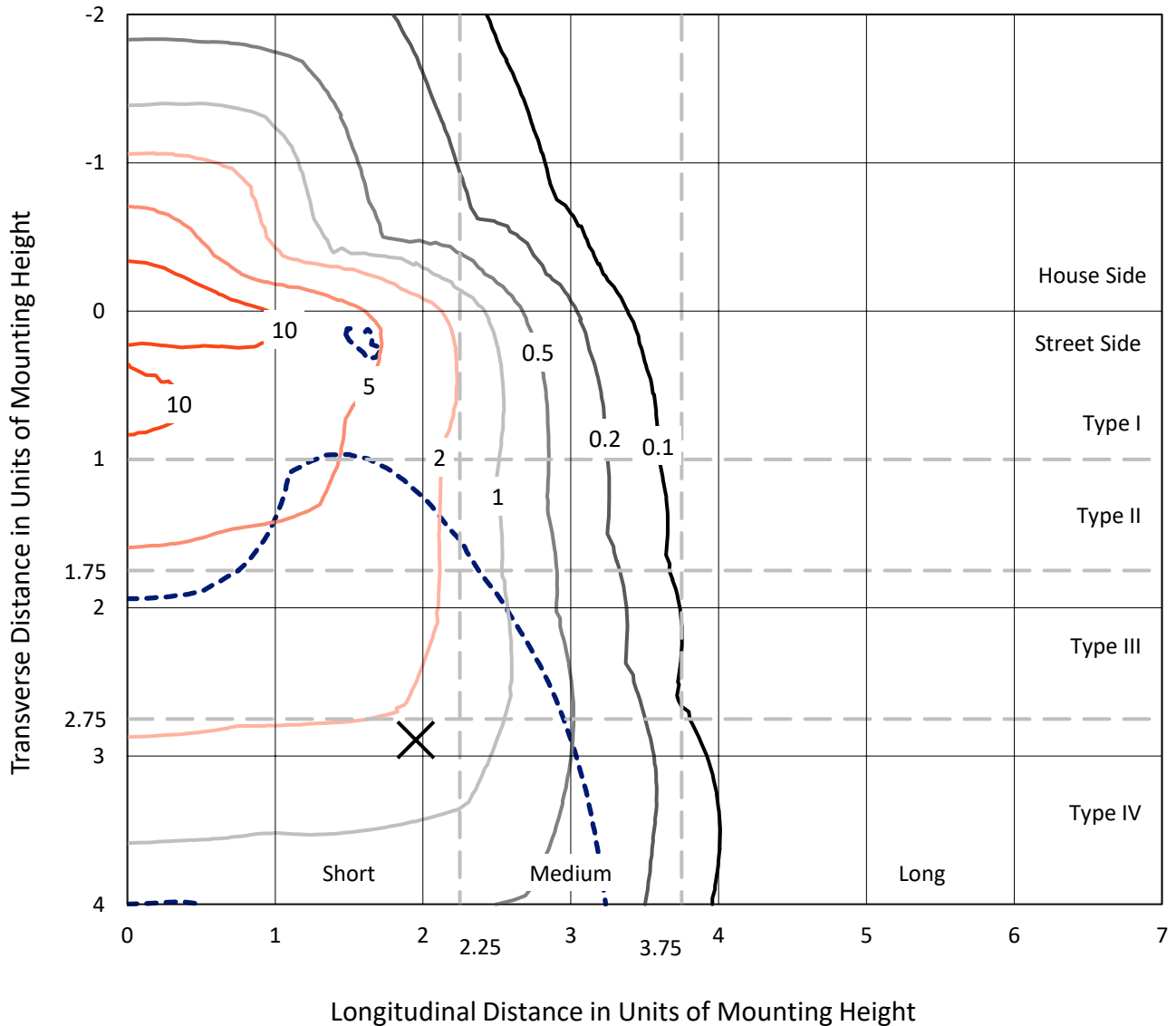
Input Watts (W): 493
Input Voltage (V): NR
Input Current (A_{in}): NR
Voltage Rise (V): NR
Power Factor: NR
Total Harmonic Distortion (THDi): NR
Frequency (hertz): 60
Stabilization Time: NR
Operation Time: NR
Ambient Temperature (°C): NR
Test Distance: 24 FT



REPORT NUMBER: P457466
 CATALOG NUMBER: GLAN-SA8D-740-U-T4FT

Iso-Footcandle Lines of Horizontal Illumination

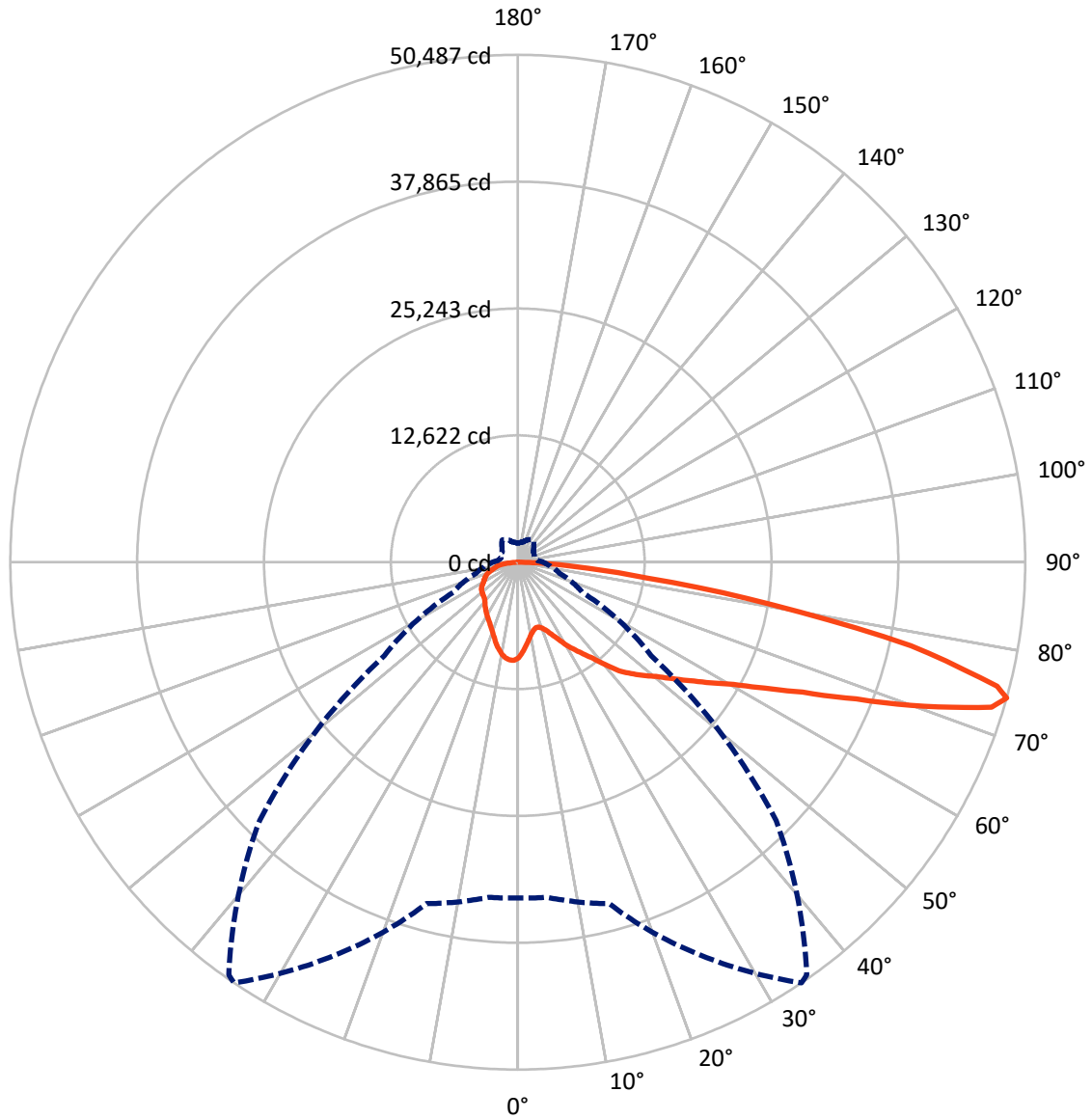
× Max cd
 - - - 1/2 Max cd



Based on 25 foot mounting height. Maximum calculated value = 15.2 fc
 Type IV - Short - N/A

REPORT NUMBER: P457466
CATALOG NUMBER: GLAN-SA8D-740-U-T4FT

Luminous Intensity Polar Plot



— Vertical Plane Through 34-Deg Lateral - - - Horizontal Cone Through 74-Deg Vertical

REPORT NUMBER: P457466

CATALOG NUMBER: GLAN-SA8D-740-U-T4FT

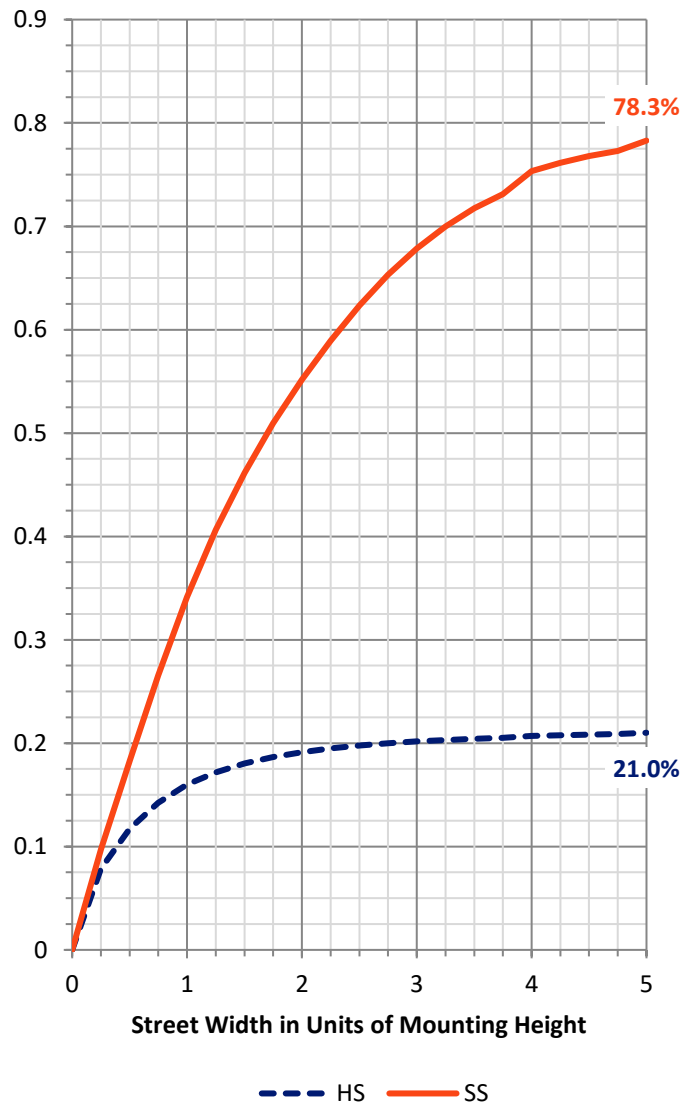
FLUX DISTRIBUTION:

		Downward	Upward	Total
House Side	Lumens	13264.3	0.0	13264.3
	% Fixture	21.3	0.0	21.3
Street Side	Lumens	49065.7	0.0	49065.7
	% Fixture	78.7	0.0	78.7
Total	Lumens	62330.0	0.0	62330.0
	% Fixture	100.0	0.0	100.0

Coefficient of Utilization

ZONAL LUMENS:

Zone	Lumens	% Fixture
0°-10°	865.5	1.4
10°-20°	2369.2	3.8
20°-30°	3906.3	6.3
30°-40°	5851.1	9.4
40°-50°	8506.0	13.6
50°-60°	11880.8	19.1
60°-70°	14874.1	23.9
70°-80°	12299.7	19.7
80°-90°	1777.2	2.9
90°-100°	0.0	0.0
100°-110°	0.0	0.0
110°-120°	0.0	0.0
120°-130°	0.0	0.0
130°-140°	0.0	0.0
140°-150°	0.0	0.0
150°-160°	0.0	0.0
160°-170°	0.0	0.0
170°-180°	0.0	0.0
0°-90°	62330.0	100.0
0°-180°	62330.0	100.0



REPORT NUMBER: P457466

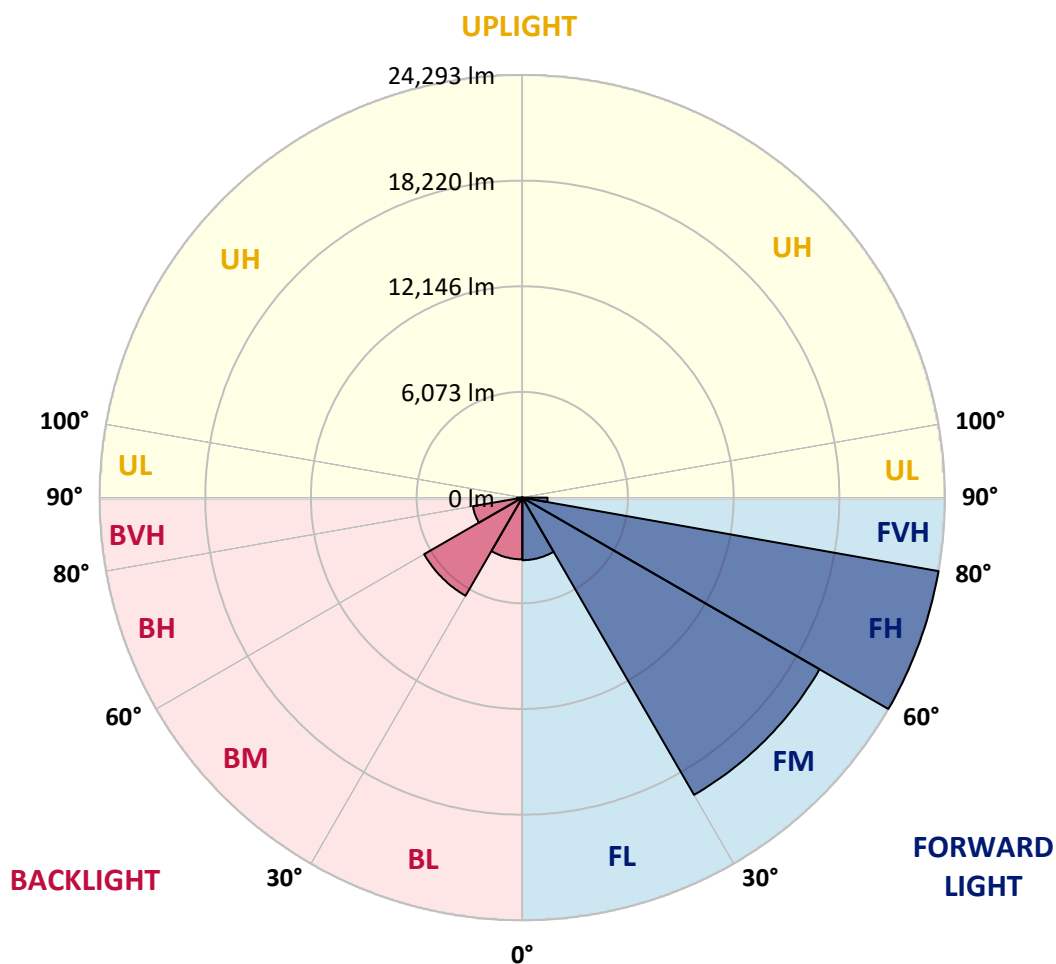
CATALOG NUMBER: GLAN-SA8D-740-U-T4FT

LUMINAIRE CLASSIFICATION SYSTEM LUMEN TABLE AND BUG RATING:

Zone		Lumens	% Fixture	Zone Rating/Lumen Limit		
				B	U	G
FL	(0°-30°)	3593.0	5.8			
FM	(30°-60°)	19723.8	31.6			
FH	(60°-80°)	24292.9	39.0			G5
FVH	(80°-90°)	1456.0	2.3			G5
BL	(0°-30°)	3548.0	5.7	B4/5000		
BM	(30°-60°)	6514.1	10.5	B4/8500		
BH	(60°-80°)	2880.9	4.6	B4/5000		G4/5000
BVH	(80°-90°)	321.3	0.5			G3/500
UL	(90°-100°)	0.0	0.0		U0/0	
UH	(100°-180°)	0.0	0.0		U0/0	

BUG Rating: B4-U0-G5

Type IV Short





REPORT NUMBER: P457466

CATALOG NUMBER: GLAN-SA8D-740-U-T4FT

CANDELA DISTRIBUTION (FULL):

	0°	5°	15°	25°	34°	35°	45°	55°	65°	75°	85°
0°	9516.6	9516.6	9516.6	9516.6	9516.6	9516.6	9516.6	9516.6	9516.6	9516.6	9516.6
2.5°	8794.9	8839.8	8863.9	8950.3	8971.0	8998.6	9071.1	9167.8	9292.1	9402.6	9499.3
5°	8062.8	8131.9	8173.3	8249.3	8397.8	8411.6	8605.0	8826.0	9078.0	9312.8	9506.2
7.5°	7368.8	7444.7	7479.3	7617.4	7814.2	7845.3	8128.4	8477.2	8898.5	9254.1	9551.1
10°	6847.4	6885.3	6961.3	7064.9	7299.7	7320.4	7689.9	8156.1	8701.6	9226.5	9627.1
12.5°	6564.2	6584.9	6602.2	6712.7	6944.0	6975.1	7361.9	7890.2	8546.3	9247.2	9751.4
15°	6605.7	6612.6	6536.6	6557.3	6743.8	6788.7	7171.9	7714.1	8449.6	9299.0	9937.8
17.5°	6954.4	6930.2	6743.8	6647.1	6778.3	6799.0	7134.0	7645.0	8404.7	9395.7	10131.2
20°	7503.4	7468.9	7147.8	6933.7	7009.7	7026.9	7258.3	7696.8	8449.6	9554.5	10431.6
22.5°	8187.1	8173.3	7686.5	7427.5	7424.0	7424.0	7544.9	7883.3	8584.2	9772.1	10745.8
25°	9143.6	9071.1	8435.8	8100.8	8007.6	8000.7	7986.9	8190.6	8756.9	10003.4	11118.8
27.5°	10124.3	10000.0	9433.7	8919.2	8718.9	8694.7	8605.0	8625.7	8977.9	10265.9	11543.5
30°	11004.8	10925.4	10393.6	9823.9	9585.6	9530.4	9281.8	9167.8	9347.4	10738.9	12220.3
32.5°	11678.2	11629.8	11215.5	10697.5	10345.3	10334.9	9972.4	9879.1	9924.0	11312.1	12993.8
35°	12223.7	12241.0	12030.4	11581.5	11177.5	11118.8	10877.1	10759.7	10628.4	12140.9	13967.5
37.5°	12969.6	13007.6	12993.8	12607.0	12113.2	12127.1	12071.8	11878.4	11529.7	13066.3	15048.3
40°	13791.4	13819.0	13815.6	13667.1	13408.1	13421.9	13401.2	13180.2	12658.8	14243.8	16250.0
42.5°	14927.5	14796.2	14454.4	14602.9	14754.8	14820.4	14962.0	14751.4	14036.6	15500.7	17379.1
45°	16198.2	15949.6	15176.1	15245.1	15808.0	15932.3	16712.7	16422.6	15531.7	16944.0	18708.5
47.5°	16999.3	16754.1	16101.5	16087.7	16833.5	16954.4	18335.6	18228.6	16892.2	18501.3	20331.5
50°	17714.1	17679.5	16944.0	17120.1	17848.7	18028.3	20103.6	20003.4	18249.3	20338.4	22099.4
52.5°	18774.1	18494.4	17907.4	18270.0	19233.4	19468.2	21857.7	21564.2	19495.8	21961.3	23815.6
55°	19250.7	19185.0	19150.5	19464.7	20787.3	20956.5	23563.5	22890.2	20559.4	23335.6	25120.8
57.5°	20524.8	20404.0	20745.8	20959.9	22617.4	22876.3	25345.3	24274.8	21491.7	24426.8	25756.2
60°	22175.4	22109.8	22424.0	22810.7	24661.6	25055.2	27375.6	25455.8	22241.0	24975.8	25407.4
62.5°	24640.8	24633.9	24575.2	25404.0	27558.7	27921.2	29706.4	26605.6	22358.4	24564.9	23604.9
65°	28176.7	28052.4	27541.4	28446.1	31163.6	31588.3	32133.9	27247.9	21650.5	22455.1	19875.7
67.5°	31874.9	31868.0	31453.7	32627.7	36339.7	36778.3	35169.1	27106.3	19685.7	18190.6	14116.0
70°	34941.2	34792.8	35321.1	38449.5	42952.3	43459.9	37824.5	25438.5	15680.2	12013.1	8387.4
72.5°	35676.7	35683.6	36781.7	42938.5	49302.4	49381.8	38781.0	20618.1	10493.8	6626.4	4195.4
74°	33411.5	33470.2	35172.6	43162.9	50486.8	50127.7	36336.3	16205.1	7096.0	4326.7	3024.9
75°	30497.2	30127.7	32589.7	41667.7	49257.5	48870.8	33473.7	13004.1	5414.4	3456.5	2648.5
77.5°	16305.2	16681.6	20479.9	31094.6	40017.2	39571.8	22696.8	6236.2	2924.7	2406.8	1906.1
80°	5804.5	6401.9	8998.6	16270.7	25656.0	25794.2	10832.2	2859.1	2058.0	1774.9	1346.7
82.5°	2368.8	2434.4	3863.9	7220.3	13028.3	13152.6	4423.3	1698.9	1471.0	1222.4	804.6
85°	925.4	953.0	1709.3	3245.9	5559.4	5922.0	1529.7	897.8	904.7	701.0	410.9
87.5°	310.8	352.2	701.0	1080.8	1888.8	1850.8	445.4	265.9	324.6	303.9	127.8
90°	0.0	0.0	0.0	0.0	0.0	0.0	0.0	0.0	0.0	0.0	0.0



REPORT NUMBER: P457466
 CATALOG NUMBER: GLAN-SA8D-740-U-T4FT

CANDELA DISTRIBUTION (continued):

	90°	95°	105°	115°	125°	135°	145°	155°	165°	175°	180°
0°	9516.6	9516.6	9516.6	9516.6	9516.6	9516.6	9516.6	9516.6	9516.6	9516.6	9516.6
2.5°	9547.6	9613.2	9658.1	9706.5	9751.4	9765.2	9754.8	9785.9	9789.3	9792.8	9796.3
5°	9602.9	9692.7	9779.0	9827.3	9848.0	9830.8	9772.1	9741.0	9713.4	9692.7	9699.6
7.5°	9678.9	9806.6	9886.0	9906.8	9851.5	9772.1	9627.1	9513.1	9440.6	9392.2	9388.8
10°	9796.3	9920.6	9986.2	9927.5	9775.5	9582.2	9354.3	9140.2	8977.9	8929.5	8926.1
12.5°	9944.7	10086.3	10082.9	9910.2	9644.3	9299.0	8929.5	8680.9	8459.9	8349.4	8394.3
15°	10138.1	10245.1	10145.0	9834.2	9413.0	8939.9	8484.1	8145.7	7897.1	7779.7	7786.6
17.5°	10362.6	10455.8	10189.9	9699.6	9088.4	8480.6	7952.3	7631.2	7434.4	7348.1	7341.1
20°	10642.2	10669.9	10189.9	9464.8	8670.6	7945.4	7441.3	7216.8	7106.3	7061.5	7075.3
22.5°	10942.7	10887.4	10134.7	9133.3	8121.5	7386.0	7047.6	6947.5	6892.3	6885.3	6892.3
25°	11281.1	11125.7	10020.7	8684.4	7548.3	6902.6	6705.8	6723.1	6733.4	6733.4	6757.6
27.5°	11695.4	11384.6	9830.8	8118.1	6878.4	6453.7	6398.5	6519.3	6574.6	6584.9	6602.2
30°	12241.0	11667.8	9516.6	7410.2	6308.7	6049.7	6146.4	6308.7	6370.8	6408.8	6401.9
32.5°	12890.2	11978.6	9091.8	6702.3	5849.4	5766.6	5884.0	6049.7	6118.8	6139.5	6111.9
35°	13653.3	12330.8	8532.4	6039.4	5448.9	5497.2	5635.3	5687.1	5749.3	5749.3	5763.1
37.5°	14475.1	12613.9	7848.7	5431.6	5138.1	5314.2	5414.4	5366.0	5338.4	5303.9	5321.1
40°	15310.7	12824.6	6961.3	4830.8	4827.3	5124.3	5151.9	5013.8	4903.3	4868.8	4851.5
42.5°	16039.3	12955.8	6160.2	4364.6	4533.8	4937.8	4958.6	4737.6	4561.5	4457.9	4423.3
45°	16899.1	13107.7	5376.4	3977.9	4261.0	4789.4	4841.2	4544.2	4285.2	4067.7	4012.4
47.5°	18076.6	13453.0	4758.3	3677.5	4064.2	4696.1	4768.6	4385.4	4043.5	3760.4	3715.5
50°	19406.0	13926.1	4278.3	3473.8	3912.3	4613.3	4703.0	4223.1	3819.1	3504.8	3470.3
52.5°	20625.0	14181.6	3863.9	3290.7	3763.8	4461.3	4616.7	4105.7	3598.1	3249.3	3218.2
55°	21291.4	13767.2	3456.5	3111.2	3560.1	4264.5	4495.8	3943.4	3384.0	3114.6	3069.7
57.5°	21381.2	12910.9	3087.0	2917.8	3346.0	4022.8	4271.4	3746.5	3245.9	3021.4	2983.4
60°	20687.1	11633.3	2800.4	2759.0	3128.4	3750.0	4019.3	3573.9	3104.3	2917.8	2879.8
62.5°	18960.6	10245.1	2600.1	2613.9	2907.5	3463.4	3832.9	3408.1	2969.6	2803.9	2769.3
65°	15991.0	8456.5	2406.8	2465.5	2710.6	3238.9	3663.7	3270.0	2834.9	2717.5	2686.5
67.5°	11108.4	6105.0	2247.9	2310.1	2524.2	3011.0	3466.8	3121.5	2683.0	2620.9	2572.5
70°	6149.9	3756.9	2061.5	2134.0	2330.8	2755.5	3245.9	2897.1	2462.0	2434.4	2365.3
72.5°	3232.0	2393.0	1850.8	1930.2	2068.4	2427.5	2907.5	2651.9	2244.5	2127.1	2037.3
74°	2524.2	1961.3	1709.3	1792.1	1885.4	2234.1	2707.2	2475.8	2089.1	1951.0	1881.9
75°	2199.6	1747.2	1588.4	1695.4	1778.3	2102.9	2551.8	2351.5	2002.8	1871.5	1809.4
77.5°	1553.9	1308.7	1298.3	1426.1	1471.0	1843.9	2299.7	2140.9	1785.2	1647.1	1588.4
80°	1091.2	980.7	1029.0	1108.4	1170.6	1629.8	2134.0	1850.8	1464.1	1301.8	1281.1
82.5°	711.3	642.3	735.5	808.0	828.7	1201.7	1723.1	1405.4	1067.0	866.7	804.6
85°	328.0	321.1	421.3	410.9	407.5	587.0	1022.1	821.8	614.6	459.3	431.6
87.5°	82.9	79.4	103.6	86.3	103.6	89.8	93.2	24.2	3.5	0.0	0.0
90°	0.0	0.0	0.0	0.0	0.0	0.0	0.0	0.0	0.0	0.0	0.0

(END OF REPORT)